



ALL PRODUCTS

PUMP SOLUTIONS



AUTHORIZED DEALER



FOR SALES & SERVICE

1-800-287-1538 • tdmgo.com

pioneerpump.com



Franklin Electric



PERFORMANCE THROUGH INNOVATION

The day you need to move 1,000,000 gallons of water in a couple hours is not the day to be figuring out how to do it. You found that solution when you chose a Pioneer Pump. Every pump in the extensive Pioneer line is advanced engineered to move water faster, more efficiently, and with less downtime—whatever the application, guaranteed.

With people and pumps around the world, you can count on Pioneer wherever you are, whatever you need, and whenever you need it. From engineers to sales support to a global distribution network, Pioneer Pump is ready.

ENGINEERING LEADERSHIP

The innovation at Pioneer Pump begins with the engineering team. Using the latest computer technology, all pumps are designed to deliver outstanding hydraulic performance for both solids handling and clear liquid applications. Large impeller eye areas provide higher suction lifts, lower NPSHr, and more stable operation. No other company designs and builds centrifugal pumps capable of the extreme flows and pressures offered by Pioneer Pump.

RUGGED CONSTRUCTION


From the Arctic to the equator, oil exploration to corrosive waste, Pioneer pumps are built to survive and thrive in the most demanding applications. Robust ductile iron (or special metal) construction combined with oversized bearings and shafts provide unparalleled reliability. In industries and climates where the cost of downtime is highest, confident customers count on Pioneer Pump.

GREEN BY DESIGN

With environmental regulations becoming increasingly more strict, pumps have to be safer, cleaner, and more efficient than ever. All Pioneer pumps utilize the latest engineering techniques to provide high-volume efficiency and low-energy consumption. Unlike the competitors, Pioneer's patented PosiValve™ priming valve prevents spillage and carryover of the product. Compared to the competition on gallons pumped and energy consumed, Pioneer Pump is the greenest choice.

SMART DESIGNS

By utilizing a modular design, Pioneer pumps are able to meet any need for an array of applications while minimizing spare parts. Mounting multiple pump ends on standardized, heavy-duty bearing housings enables Pioneer Pump to build and ship quickly. Trailer packages are designed to be converted to a stationary skid with just a few turns of a wrench. That versatility gives Pioneer Pump the confidence to say “yes” to your requirements while saving you money.



STANDARD CENTRIFUGAL PUMPS

As the heart of the Pioneer Pump line, standard centrifugal units offer extreme performance for the toughest applications and industries. These units are available for solids handling or clear liquid service with options including run-dry mechanical seals, balance lines, and double volutes. Standard centrifugal series pumps are also available in a variety of different metallurgies to withstand the harshest environments.

PUMP SPECIFICATIONS

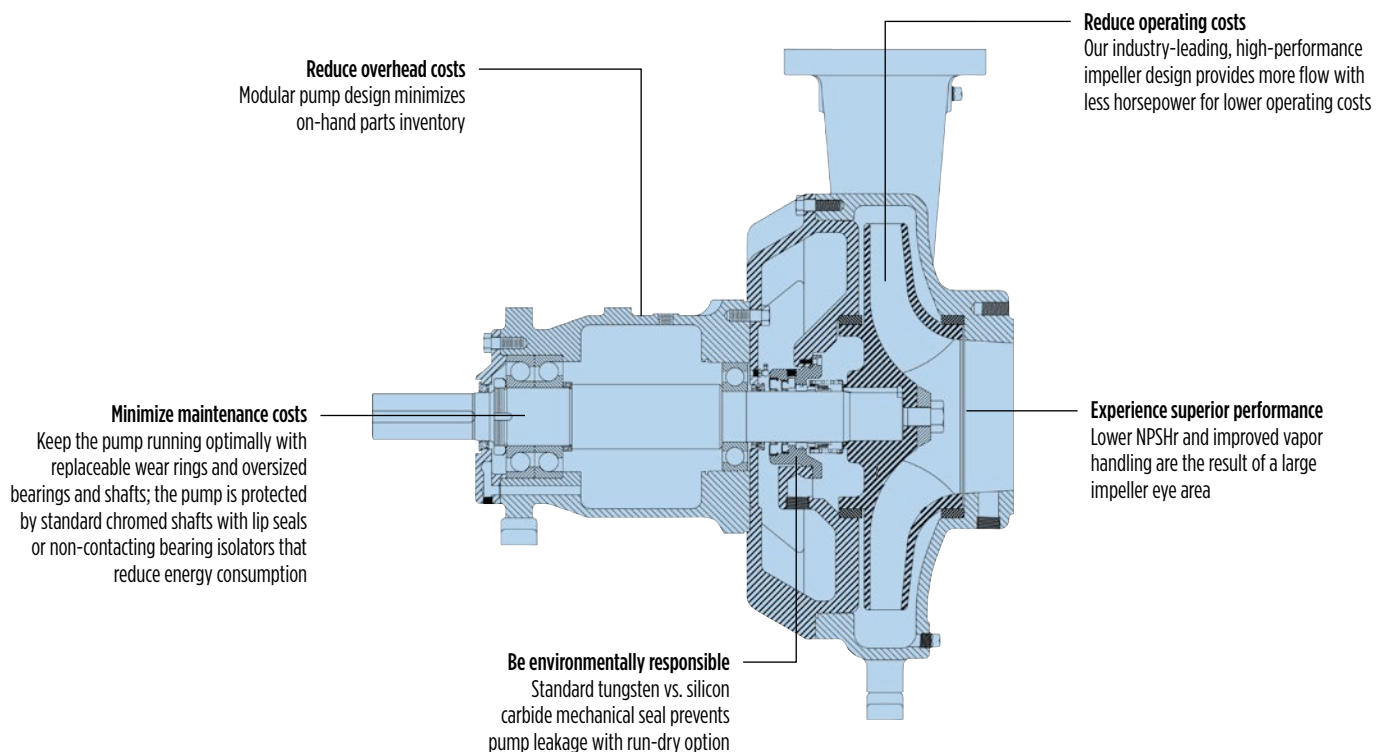
Pump Series	Head (ft / m)	Flow (gpm / m ³ /hr / lps)	Sizes (in / mm)
Standard Centrifugal (SC)	Up to 700+ / 210	20-45000 / 4-10000 / 2-3000	1.5-30 / 40-760

AVAILABLE CONFIGURATIONS

- Frame mounted
- Close-coupled
- Electric driven, base mounted
- Vertical mounted
- Engine driven, SAE mounted
- Engine-driven skid or trailer packages
- Sound-attenuated skid or trailer packages

INDUSTRIES

- Industrial
- Municipal
- Agricultural
- Food Processing
- Mining
- Industrial Waste
- Sewage
- Paper Mills
- Oil and Gas





PIONEER PRIME

For superior flow and suction-lift capabilities, look no further than the Pioneer Prime series. A high-head capability combined with the UltraPrime™ priming system, which is capable of rapid (50 CFM) unattended priming and run-dry operation, provides extreme flows. The environmentally-friendly, patented PosiValve™ priming valve prevents leakage and product carryover. Pumps are available in a variety of different metallurgies, and are available for solids handling or clear liquid service. In addition, enclosed silent units are available with low dBA ratings designed around your specific application.

PUMP SPECIFICATIONS

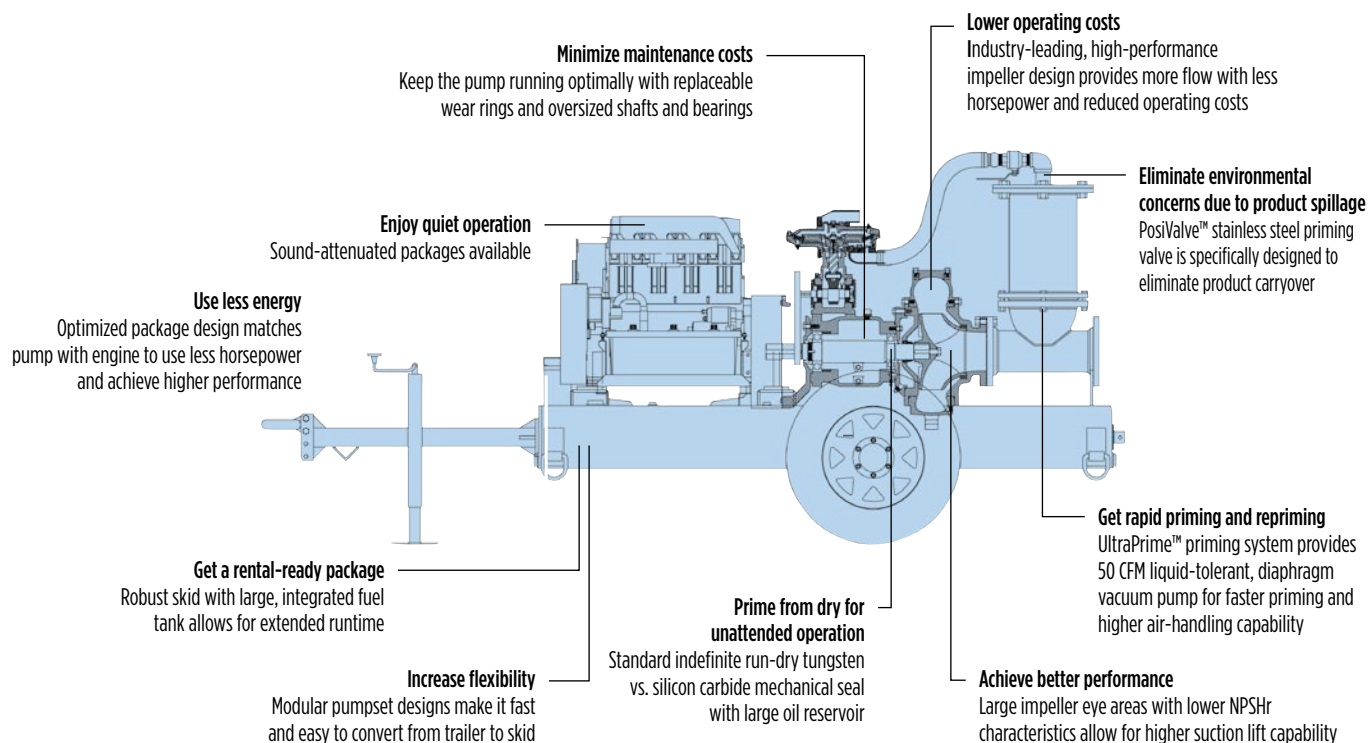
Pump Series	Head (ft / m)	Flow (gpm / m³/hr / lps)	Sizes (in / mm)
Pioneer Prime (PP)	Up to 700+ / 210	20-45000 / 4-10000 / 2-3000	1.5-30 / 40-760

AVAILABLE CONFIGURATIONS

- Frame mounted
- Electric driven, base mounted
- Engine driven, SAE mounted
- Engine-driven skid or trailer packages
- Sound-attenuated skid or trailer packages

INDUSTRIES

- Construction
- Industrial
- Municipal
- Agricultural
- Mining
- Industrial Waste
- Sewage
- Water Transfer
- Petrochemical
- Manure Slurry
- Paper Mills
- Oil and Gas



SELF-PRIMING

Pioneer Self-Priming series pumps are designed for reliable solids and clear liquids pumping. After initial priming, they continue to reprime automatically. The next-generation Elite series offers superior performance, increased reliability, and additional maintenance features. Both series are available in a variety of different materials.

PUMP SPECIFICATIONS

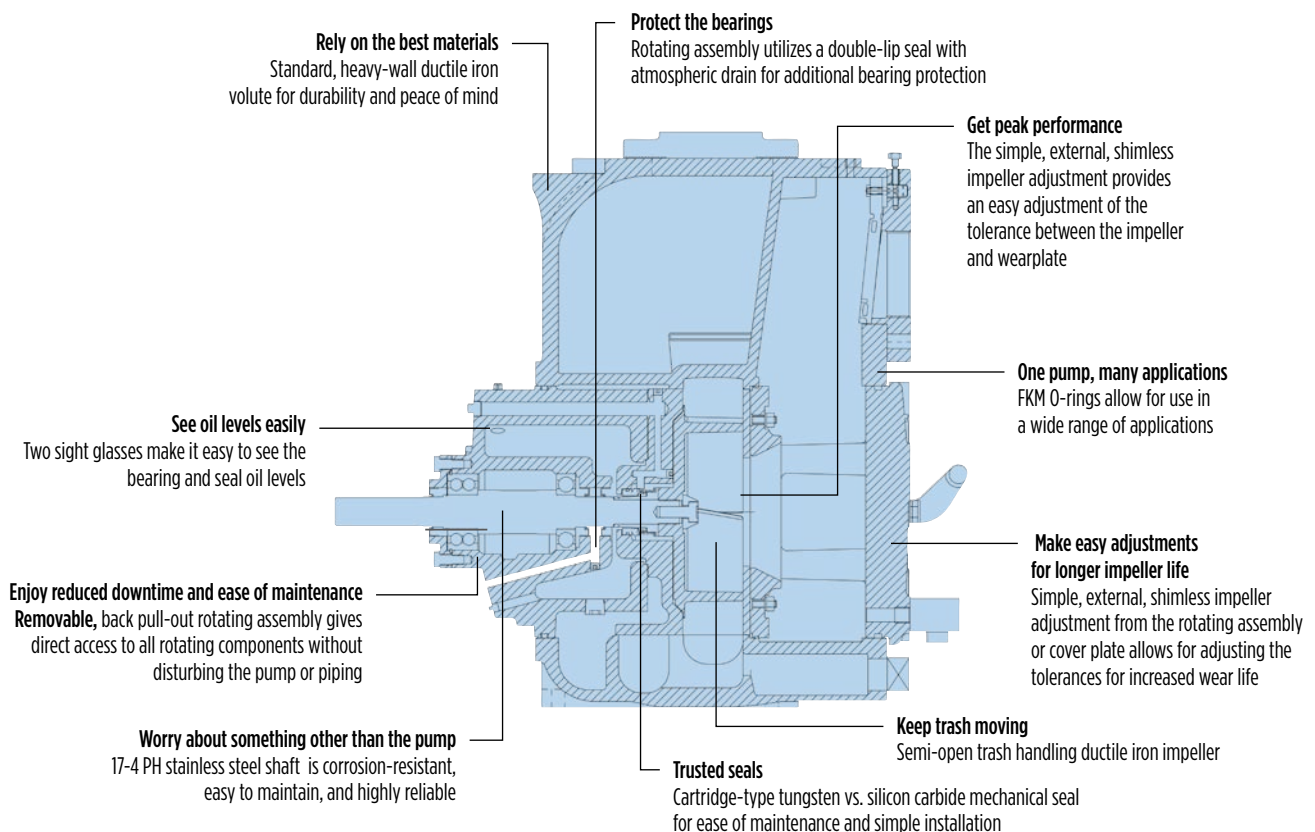
Pump Series	Head (ft / m)	Flow (gpm / m ³ /hr / lps)	Sizes (in / mm)
Self-Priming (ES, P, and PE)	Up to 200+ / 60	20-3500 / 4-800 / 2-300	1.5-10 / 40-250

AVAILABLE CONFIGURATIONS

- Electric driven, base mounted
- Engine driven, SAE mounted
- Engine-driven skid or trailer packages
- Horizontal or vertical v-belt driven
- Sound-attenuated skid or trailer packages

INDUSTRIES

- Sewage
- Construction
- Industrial
- Municipal
- Agricultural
- Food Processing
- Industrial Waste
- Petrochemical
- Dewatering
- Paper Mills
- Oil Field





HYDRAULIC SUBMERSIBLE

Pioneer hydraulic submersible pumps and power units offer solids handling and clear liquid service that is ideal for dewatering, construction, and mining applications. Pumps are available in a variety of different metallurgies.

PUMP SPECIFICATIONS

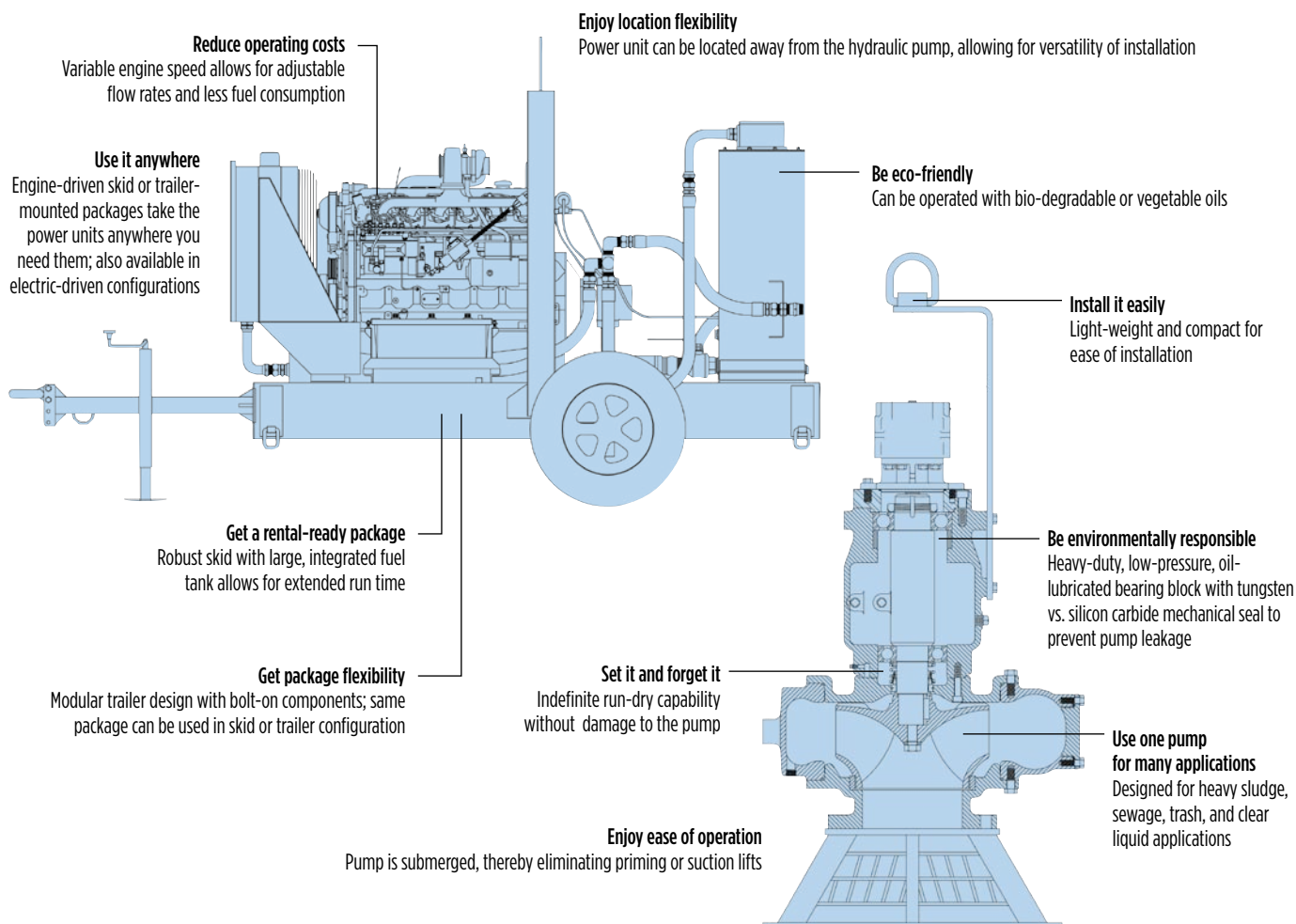
Pump Series	Head (ft / m)	Flow (gpm / m ³ /hr / lps)	Sizes (in / mm)
Hydraulic Submersible	Up to 700+ / 210	20-1800 / 4-4000 / 2-2000	1.5-18 / 40-450

AVAILABLE CONFIGURATIONS

- Bearing-frame mounted
- Electric-driven packages
- Engine-driven skid or trailer packages
- Sound-attenuated skid or trailer packages

INDUSTRIES

- Construction
- Municipal
- Mining
- Sewage
- Sludge transfer
- Industrial
- Agricultural
- Industrial waste
- Dewatering
- Manure slurry



NOTES

THE PIONEER PUMP ADVANTAGE

PATENTED PIONEER PRIME

Timing belt driven vacuum pump removes air from the suction line while the patented PosiValve™ prevents liquid entry into the vacuum pump.

- Quick initial priming
- Overcomes minor suction-side leaks
- Continuous, unattended reprime under auto stop/start conditions

HEAVY-DUTY COMPONENTS

All Pioneer standard centrifugal models are designed to stand up under the most demanding environments. Over-sized shafts and bearings, optimal materials, and advanced designs combine to create products that deliver performance in the field.

